

Sewage Sludge Disposal in Ohio for 2006

Publicly owned treatment works and semi-public treatment works (hereinafter collectively referred to as POTWs) in Ohio are required to have an effective National Pollutant Discharge Elimination System (NPDES) permit to discharge treated effluent to waters of the State. Included in Part II of most NPDES permits is a requirement that an annual sewage sludge report, describing sewage sludge use or disposal activities for the previous year, be submitted to the Ohio Environmental Protection Agency (EPA). The purpose of this requirement is to provide information on sewage sludge management trends, to identify areas where Ohio EPA should focus its technical and compliance assistance efforts, and to provide data to support public education and outreach activities.

There are several means by which POTWs in Ohio use or dispose of sewage sludge. The most common are land application for agronomic benefit, incineration, and disposal in a landfill. The following information is a breakdown of sewage sludge disposal/use in Ohio for 2006.

52,345 tons of Class A Biosolids land applied or distributed for sale.

91,580 tons of Class B Biosolids land applied.

67,712 tons of sewage sludge disposed of in a landfill.

117,220 tons of sewage sludge incinerated.

328,857 total tons of sewage sludge disposed of in 2006.

44% of sludge was land applied/distributed for sale, 36% was incinerated, and 20% was landfilled.

1,746 total facilities reported sewage sludge disposal to Ohio EPA in 2006. These facilities either land applied, landfilled, incinerated, took their sludge to another permitted facility, or they did not remove any sludge.

Of the 1,746 total facilities, 13 were out of state facilities, 190 facilities in Central District, 588 facilities in Northeast District, 392 facilities in

Northwest District, 319 facilities in Southwest District, and 244 facilities in Southeast District.

18 facilities reported land application/distribution for sale of Class A sludge.

269 facilities reported land application of Class B sludge.

187 facilities reported sludge disposal via landfill.

13 facilities reported sludge disposal via incineration.

Out of State Facilities

12,023 dry tons of Class B sludge land applied.

9,483 dry tons of sludge disposed in a landfill.

21,506 total dry tons of sludge disposed of.

Southeast District Facilities

5,159 dry tons of Class B sludge land applied.

6,601 dry tons of sludge disposed in a landfill.

11,760 total dry tons of sludge disposed of.

Southwest District Facilities

5,262 dry tons of Class A sludge land applied.

27,761 dry tons of Class B sludge land applied.

13,656 dry tons of sludge disposed in a landfill.

37,767 dry tons incinerated.

84,446 total dry tons of sludge disposed of.

Northwest District Facilities

14,800 dry tons of Class A sludge land applied.

16,943 dry tons of Class B sludge land applied.

10,811 dry tons of sludge disposed in a landfill.

42,554 total dry tons of sludge disposed of.

Northeast District Facilities

22,876 dry tons of Class A sludge land applied.

22,279 dry tons of Class B sludge land applied.

19,916 dry tons of sludge sent to landfill.

52,722 dry tons of sludge incinerated.

117,793 total dry tons of sludge disposed of.

Central District Facilities

9,407 dry tons of Class A sludge land applied.

7,415 dry tons of Class B sludge land applied.

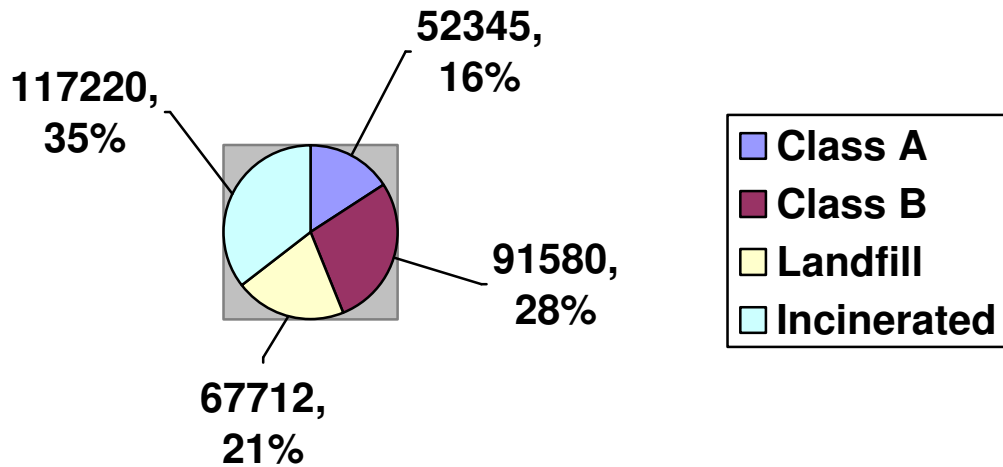
7,245 dry tons of sludge sent to landfill.

26,731 dry tons of sludge incinerated.

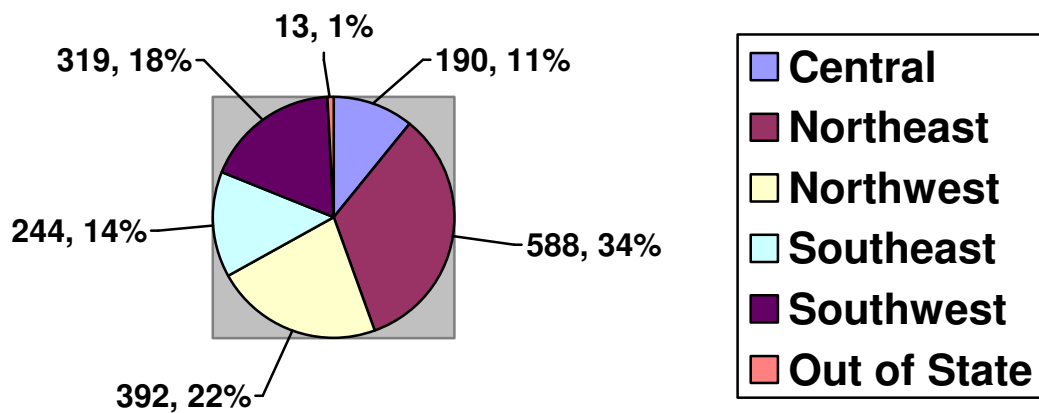
50,798 total dry tons of sludge disposed of.

***For the pie charts below, Class A means sewage sludge treated to Class A pathogen levels distributed for sale or bulk land applied. Class B means sewage sludge treated to Class B pathogen levels and bulk land applied.**

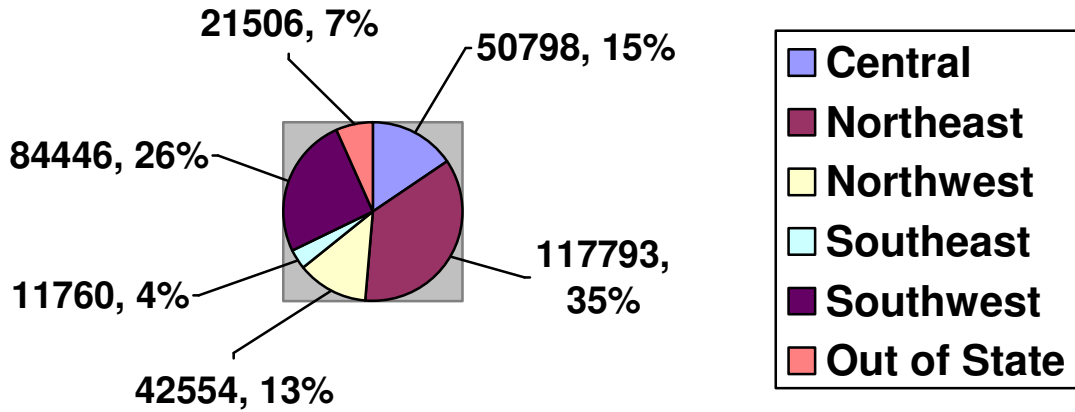
Disposal Methods (Dry Tons, Percentage)



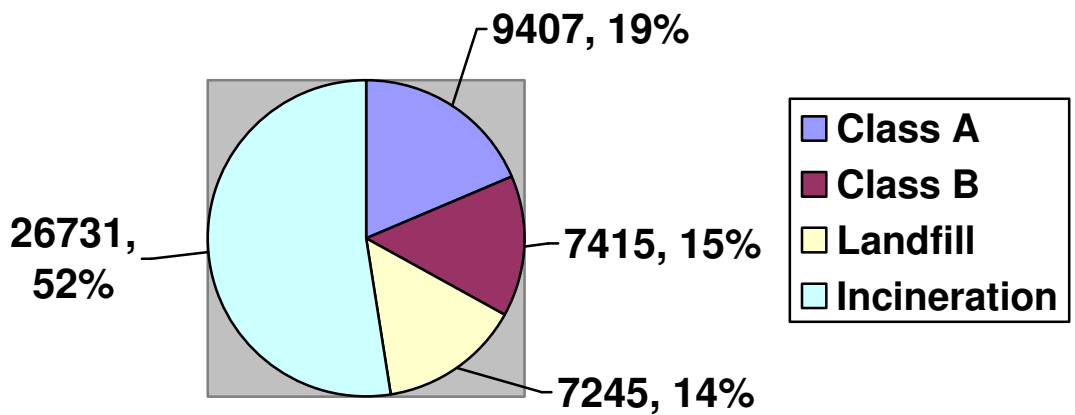
Number of Reporting Facilities (Number, Percentage)



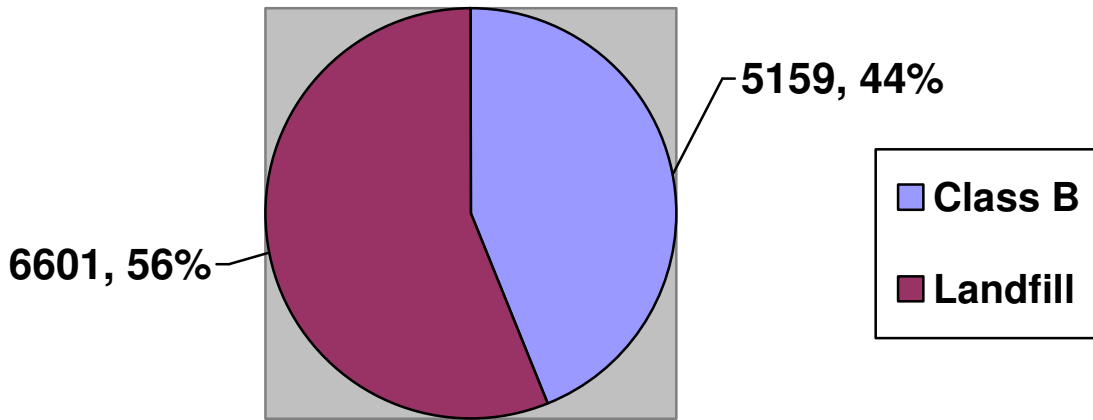
Total Sludge Disposal in Each District (Dry Tons, Percentage)



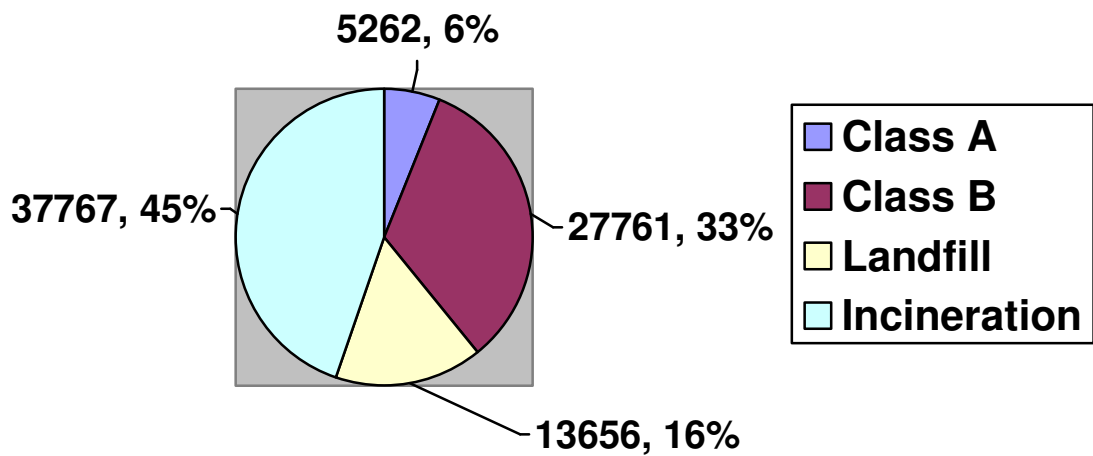
Sludge Disposal in Central District (Dry Tons)



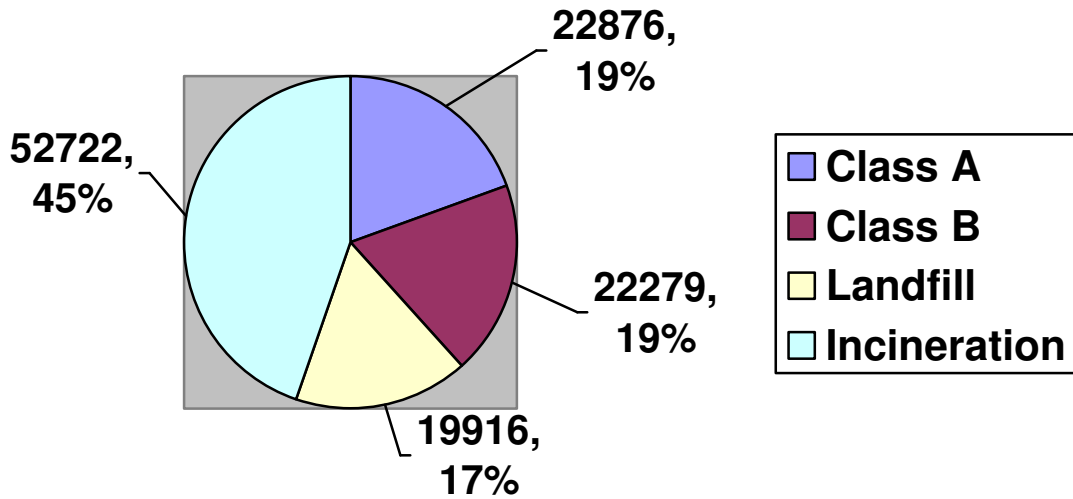
Sludge Disposal in Southeast District (Dry Tons)



Sludge Disposal in Southwest District (Dry Tons)



Sludge Disposal in Northeast District (Dry Tons)



Sludge Disposal in Northwest District (Dry Tons)

