

Sewage Sludge Disposal in Ohio for 2004

Publicly owned treatment works and semi-public treatment works (hereinafter collectively referred to as POTWs) in Ohio are required to have an effective National Pollutant Discharge Elimination System (NPDES) permit to discharge treated effluent to waters of the State. Included in Part II of most NPDES permits is a requirement that an annual sewage sludge report, describing sewage sludge use or disposal activities for the previous year, be submitted to the Ohio Environmental Protection Agency (EPA). The purpose of this requirement is to provide information on sewage sludge management trends, to identify areas where Ohio EPA should focus its technical and compliance assistance efforts, and to provide data to support public education and outreach activities.

There are several means by which POTWs in Ohio use or dispose of sewage sludge. The most common are land application for agronomic benefit, incineration, and disposal in a landfill. The following information is a breakdown of sewage sludge disposal/use in Ohio for 2004.

344,519 total tons of sewage sludge disposed of in 2004.

63,496 tons of Class A Biosolids land applied or distributed for sale.

95,523 tons of Class B Biosolids land applied.

62,729 tons of sewage sludge disposed of in a landfill.

122,771 tons of sewage sludge incinerated.

46% of sludge was land applied/distributed for sale, 36% was incinerated, and 18% was landfilled.

1,641 total facilities reported sewage sludge disposal to Ohio EPA in 2004. These facilities either land applied, landfilled, incinerated, took their sludge to another permitted facility, or they did not remove any sludge.

Of the 1,641 total facilities, 12 were out of state facilities, 177 facilities in Central District, 539 facilities in Northeast District, 365 facilities in

Northwest District, 308 facilities in Southwest District, and 240 facilities in Southeast District.

30 facilities reported land application/distribution for sale of Class A sludge.

276 facilities reported land application of Class B sludge.

157 facilities reported sludge disposal via landfill.

10 facilities reported sludge disposal via incineration.

Out of State Facilities

7,265 dry tons of Class A sludge land applied.

7,509 dry tons of Class B sludge land applied.

6,481 dry tons of sludge disposed in a landfill.

21,255 total dry tons of sludge disposed of.

Southeast District Facilities

5,733 dry tons of Class B sludge land applied.

4,532 dry tons of sludge disposed in a landfill.

10,265 total dry tons of sludge disposed of.

Southwest District Facilities

8,716 dry tons of Class A sludge land applied.

30,590 dry tons of Class B sludge land applied.

8,702 dry tons of sludge disposed in a landfill.

39,527 dry tons incinerated.

87,535 total dry tons of sludge disposed of.

Northwest District Facilities

12,180 dry tons of Class A sludge land applied.

26,447 dry tons of Class B sludge land applied.

9,736 dry tons of sludge disposed in a landfill.

48,362 total dry tons of sludge disposed of.

Northeast District Facilities

26,768 dry tons of Class A sludge land applied.

16,619 dry tons of Class B sludge land applied.

23,399 dry tons of sludge sent to landfill.

53,010 dry tons of sludge incinerated.

119,796 total dry tons of sludge disposed of.

Central District Facilities

8,567 dry tons of Class A sludge land applied.

8,624 dry tons of Class B sludge land applied.

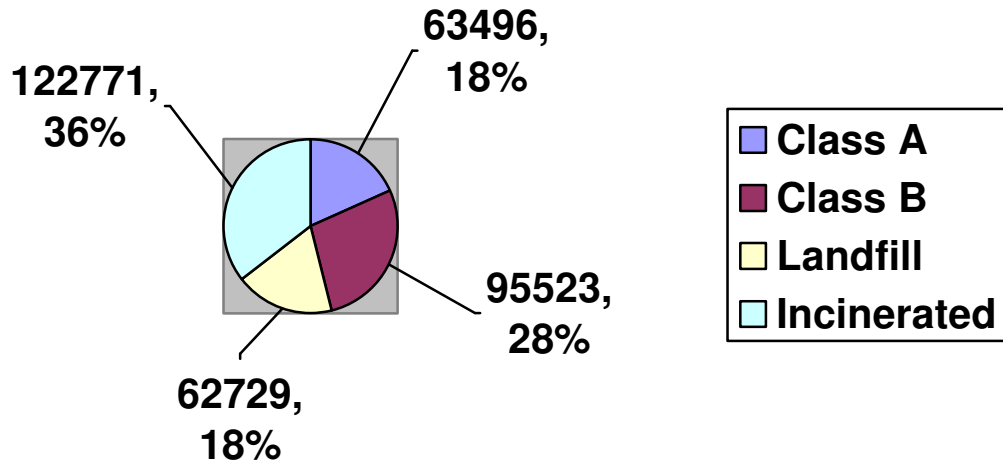
9,880 dry tons of sludge sent to landfill.

30,234 dry tons of sludge incinerated.

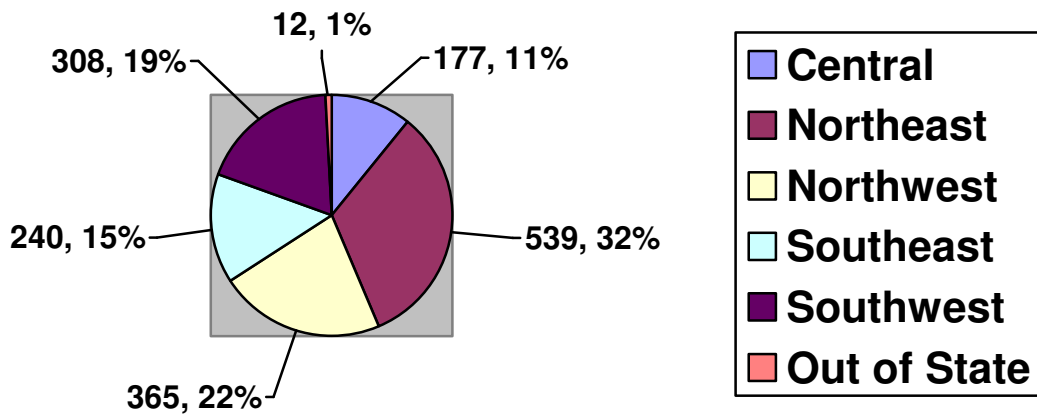
57,305 total dry tons of sludge disposed of.

***For the pie charts below, Class A means sewage sludge treated to Class A pathogen levels distributed for sale or bulk land applied. Class B means sewage sludge treated to Class B pathogen levels and bulk land applied.**

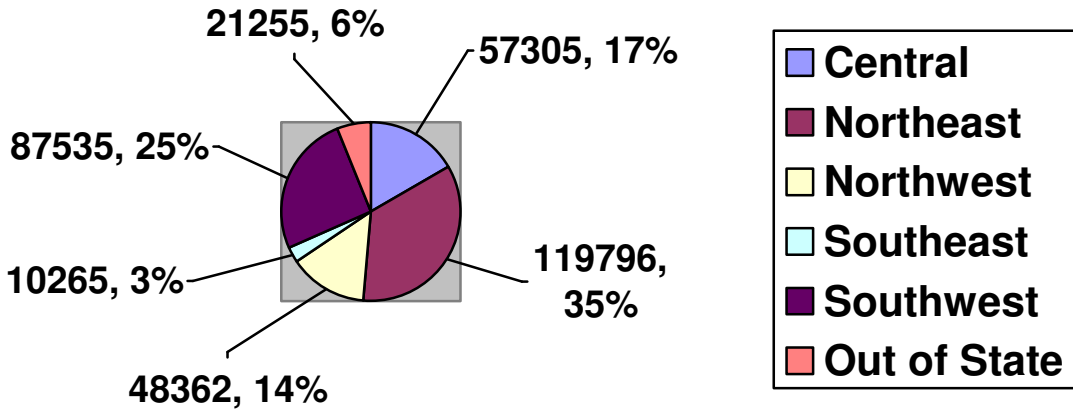
Disposal Methods (Dry Tons, Percentage)



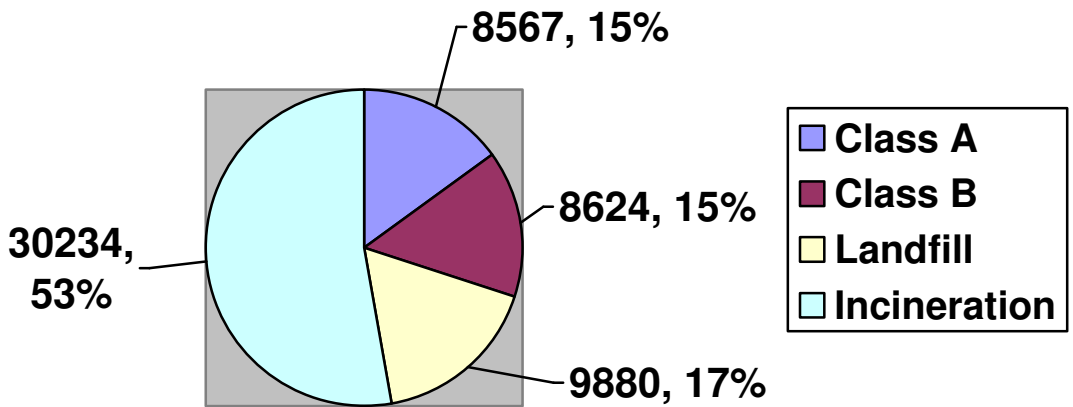
Number of Reporting Facilities (Number, Percentage)



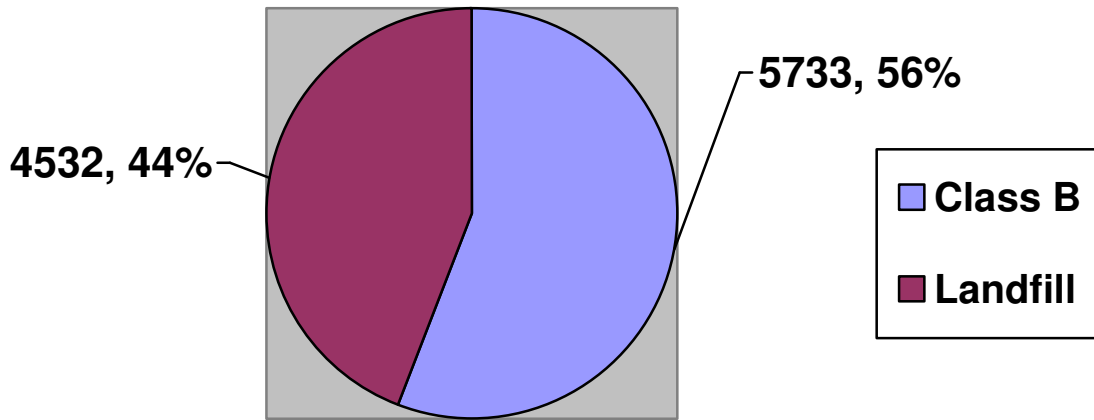
Total Sludge Disposal by Each District (Dry Tons, Percentage)



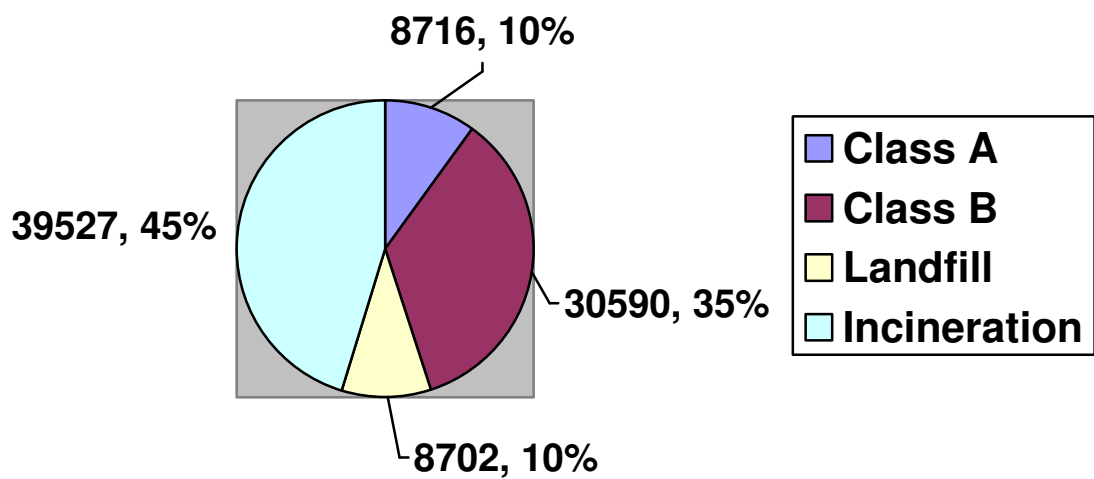
Sludge Disposal by Central District (Dry Tons)



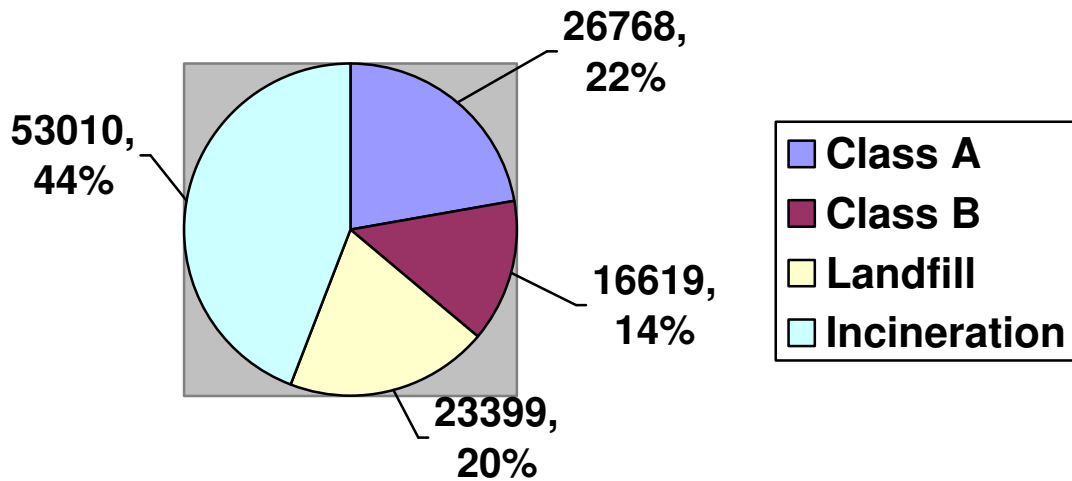
Sludge Disposal by Southeast District (Dry Tons)



Sludge Disposal by Southwest District (Dry Tons)



Sludge Disposal by Northeast District (Dry Tons)



Sludge Disposal by Northwest District (Dry Tons)

